




O-SOTO-GURUMA

GRANDE ROUE EXTERIEURE



UKI-WAZA

SUTEMI LATERAL AVANT




SEPARATION LATERALE

YOKO-WAKARE




ENROULEMENT DE COTE PAR L'EXTERIEUR

YOKO-GURUMA



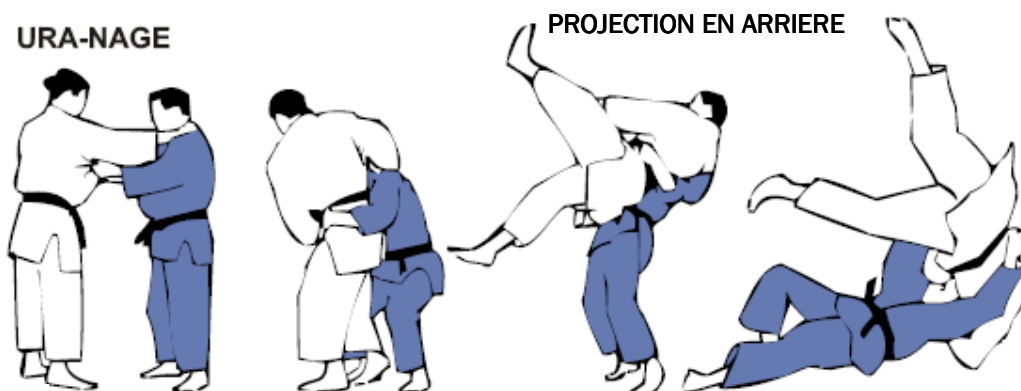


USHIRO-GOSHI




URA-NAGE

PROJECTION EN ARRIERE



SUMI-OTOSHI

CHUTE DANS L'ANGLE



YOKO-GAKE

ACCROCHAGE DE COTE

